
•Teacher's Class Notes•

*Reach the Goal Via
Tajweed Rules*

Compiled by

Maha Rashed

Table of Contents

<i>Introduction.....</i>	<i>1</i>
<i>Tajweed.....</i>	<i>5</i>
<i>Benefits of learning Tajweed</i>	<i>5</i>
<i>Rules of Noon and Meem Mushaddad.....</i>	<i>6</i>
<i>Alqalqala</i>	<i>7</i>
<i>The heavy and light letters.....</i>	<i>8</i>
<i>Laam in the exalted name of Allah</i>	<i>10</i>
<i>Ruling of RAA letter being heavy or light.....</i>	<i>12</i>
<i>Rules of Noon Saakinah and Tanween</i>	<i>13</i>
<i>Izhaar Halqy</i>	<i>14</i>
<i>Iqlaab</i>	<i>15</i>
<i>Idghaam</i>	<i>16</i>
<i>Ikhfaa Haqiqi</i>	<i>18</i>
<i>Chart for Rules of Noon saakin and Tanween.....</i>	<i>20</i>
<i>How to pronounce each rules</i>	<i>21</i>
<i>Rules of Meem Saakin</i>	<i>24</i>
<i>Ikhfaa Shafawi</i>	<i>24</i>
<i>Idghaam Mutamathelayn Sagheer</i>	<i>25</i>
<i>Izhaar Shafawi</i>	<i>25</i>
<i>Chart for Rules of Meem Saakin.....</i>	<i>26</i>
<i>Al-Madd.....</i>	<i>27</i>

<i>Madd Tabee'</i>	28
<i>Madd Badal</i>	29
<i>Madd Ewad</i>	29
<i>Madd Aridh Lissukoon</i>	30
<i>Madd Leen</i>	30
<i>Madd Wajib Mutassil</i>	31
<i>Madd Jae'z Munfasil</i>	31
<i>Madd Laazim</i>	32
<i>Madd Laazim Kalemee Muthaqqal</i>	32
<i>Madd Laazim Kalemee Mukhaffaf</i>	33
<i>Madd Laazim Harfee Muthaqqal</i>	33
<i>Madd Laazim Harfee Mukhaffaf</i>	34
<i>Chart for Madd</i>	35
<i>Stopping at the end of words</i>	36
<i>The Qualities of the letters</i>	37
<i>Permenant Qulities with opposites</i>	38
<i>Al-Jahr and Al-Hams</i>	38
<i>Asheddah, Attawasut and Arrakhawa</i>	39
<i>Istifaal and Iste'elaa</i>	40
<i>Al-infetaah and Al-Itbaaq</i>	40
<i>Al-Izlaaq and Al-Ismaat</i>	40
<i>Permenant Qulities without opposites</i>	41
<i>Alqaqala</i>	41

<i>As-Safeer</i>	42
<i>Al-Leen</i>	42
<i>Al-Inhiraf</i>	42
<i>At-Takreer</i>	43
<i>At-Tafasshy</i>	43
<i>Istitaalah</i>	43
<i>Referances</i>	44

Introduction

What is Tajweed?

The word Tajweed linguistically means ‘proficiency’ or ‘doing something well’. When applied to the Qur’an, it means giving every letter of the Qur’an its rights and dues of characteristics when we recite the Qur’an and observing the rules that apply to those letters in different situations. We give the letters their rights by observing the essential characteristics of each letter that never leave it. And we give them their dues by observing the characteristics of each letter that are present in them some of the time and not present at other times.

The Qur’an was revealed with Tajweed rules applied to it. In other words, when the angel Jibreel ((AS)) recited the words of Allah to the Prophet Muhammad (SAW) he recited them in a certain way and he showed the Prophet (SAW) the ways in which it was permissible to recite the Qur’an. So it is upon us to observe those rules so that we recite it in the way it was revealed.

History of Tajweed

At the time of the Prophet (SAW) there was no need for people to study Tajweed because they talked with what is now known as Tajweed so it was natural for them. When the Arabs started mixing with the non-Arabs as Islam spread, mistakes in Qur’an recitation started appearing, so the scholars had to record the rules. Now, because the everyday Arabic that Arabs speak has changed so much from the Classical Arabic with which the Qur’an was revealed, even Arabs have to study Tajweed.

The purpose of Tajweed

The Qur’an is the word of Allah, and its every syllable is from Allah. Its recitation must be taken very seriously. The purpose of the Science of Tajweed in essence is to make the reciter proficient in reciting the Qur’an, observing the correct pronunciation of every letter with the rulings and characteristics which apply to each letter, without any exaggeration or deficiency. And so through this the reciter can recite the Qur’an upon the way of the Prophet pbuh. as he received it from Jibreel who received it from Allah (SWT) in the Classical Arabic dialect that it came down in.

Arabic letters each have a Makhraj – an exit or articulation point - in the mouth or throat from which they originate and they also each have Sifaat – attributes, or characteristics - particular to them. Knowing the Makhraj and Sifaat of each letter is an important part of Tajweed. Sometimes two letters have very similar exits which makes mixing them up easy. So if a person does not know the attributes of each letter there is a danger that he will change the meaning of the words in Qur’an recitation. Observing the rules of Tajweed in reciting protects the reciter from making mistakes in reciting the Qur’an.

The ruling of reading with Tajweed

Muhammad bin Al-Jazaree the great Qur’an and Hadeeth scholar of the 9th Century (Hijri) says in his famous poem, detailing the rules of Tajweed: “And applying Tajweed is an

issue of absolute necessity, whoever doesn't apply Tajweed to the Qur'an, then a sinner is he."

So he regarded it as an obligation and he regarded leaving it as a sin. And the majority of scholars agree that applying the Tajweed rules of Qur'an are an individual obligation (فرض عين) upon every Muslim who has memorized or read part of or all of the Qur'an. That is because the Qur'an was revealed with the Tajweed rules applied to it and the Prophet (SAW) recited it back to Jibreel in that way and the Companions of the Prophet (SAW) read it in that way, so it is an established Sunnah.

The obligation of Tajweed

The proofs that the scholars bring to show the obligation of Tajweed is that Allah says in the Qur'an,

أَوْزِدْ عَلَيْهِ وَرَتِّلِ الْقُرْآنَ تَرْتِيلاً ﴿٤﴾

The meaning of which is: '***And recite the Qur'an (aloud) in a (slow and melodious) style (tarteela)***' (Surah Muzzammil, Ayah 4)

Ali ibn Abi Talib (RA) said in the explanation of this aayah: "at-Tarteel is Tajweed of the letters and knowing where to stop (correctly)".[An-Nashr of Ibn Al-Jazaree 209:1]

And of the rights of reciting correctly is reciting it the way it was revealed. There are various Ahadeeth also showing us the importance of Tajweed. Umm Salamah was asked about the recitation of the Prophet (SAW) and she described it as a recitation 'clearly-distinguished letter by letter'.[Tirmidhi]

Sa'eed bin Mansoor relates in his Sunan that a man was reciting the Qur'an to Abdullah bin Mas'ood and he recited "Innamas sadaqaatu lil fuqara-i wal masaakeen", so Ibn mas'ood said: "This was not how the Messenger of Allah (SAW) recited it to me!" So the man asked, "How did he read it to you oh Aba Abdir-Rahman?" So he said "Lil Fuqaraaaa-i wal masaakeen", he elongated the word Fuqaraa and the knowledge of the different lengths of elongation (mudood) is also from the rules of Tajweed.

Ibn al-Jazari (may Allaah have mercy on him) said: Whoever is able to read the words of Allah with correct Arabic pronunciation but he deliberately pronounces it incorrectly like a non-Arab, out of arrogance, stubbornness and complacency, or because he is too proud to go to a scholar who could help him to correct his pronunciation, is undoubtedly falling short and sinning and being dishonest. The Messenger of Allaah (pbuh) said: "Religion is sincerity: to Allah, to His Book, to His Messenger, and to the leaders of the Muslims and their common folk."

It is not permissible for anyone to deliberately change any letter of it when he is able to pronounce it correctly. This is a kind of mistake which is a sin. If a person finds it difficult

to pronounce the letters correctly – such as people in whose language some of the Arabic letters, such as ظ, ذ and خ do not exist – they have to try to learn the correct pronunciation, but if they are unable to master it then they are excused, but their example should not be followed, and they should be called upon to strive their hardest to learn and correct their pronunciation. And none of them should lead the prayer, unless he is leading others like him who cannot pronounce well either. ⁽¹⁾

Mistakes in Tajweed:-

The scholars have divided the types of mistakes one might fall into when reciting the Qur'an into two types:

1. Clear mistakes and
2. Unobvious (hidden) mistakes.

The Clear mistakes must be avoided by all and to avoid them one must know the rules of Tajweed. If a person falls into the Clear Mistakes, this is considered a sin and Ibn Taymiyyah even regarded it undesirable for a Student of Knowledge (i.e. someone who knows Tajweed) to pray behind a person who makes Clear Mistakes in their Salaah. As for the Unobvious mistakes, then the ruling on them is lighter and the recitation of a person falling into this type of mistake is regarded as lacking in completeness and prayer behind such a person is sound.

Reciting the Qur'an melodiously

The Prophet (SAW) used to recite the Qur'an in slow, measured, rhythmic tones as Allah had instructed him, not hurriedly, but rather "he would recite a surah in such slow rhythmic tones that it would be longer than it would seem possible." [Muslim, Muwatta] He would stop at the end of each aayah [Abu Dawud]. He commanded people to recite in a beautiful voice in a pleasant melodious tone. He said "Beautify the Qur'an with your voices [for a fine voice increases the Qur'an in beauty]" [Bukhari] and he said "He who does not recite the Qur'an in a pleasant tone is not of us." [Abu Dawud]

Unfortunately all too often we find people reciting the Qur'an quickly and without changing their tone and without any feeling. We should put all our efforts into reciting the Qur'an with as much feeling as we can! Have you ever prayed behind an Imam who read with feeling? Well the Prophet (SAW) said "Truly the one who has one of the finest voices among the people for reciting the Qur'an is the one whom you think fears Allah when you hear him recite." [Daarimi, Tabaraani]

And once when the Prophet (SAW) complimented Abu Moosaa al-Ash'ari on the beauty of his recitation, Abu Moosaa said "Had I known you were there, I would have made my voice more pleasant and emotional for you." [Bukhari, Muslim]

Let us remember, that the Qur'an is the word of Allah. In it we find exhortations, warnings, glad-tidings, parables, stories of the past, commands and prohibitions. Aayaat to make us think, reflect, cry, fear, hope, love, fall down in prostration! How can we recite all of

¹ 67586 www.islam-qa.com

this without feeling!? When we recite an aayah of Qur'an we should imagine that we are trying to feel and convey the full message behind that aayah. Perhaps some of us don't feel confident.

I believe that this lack of confidence comes partly from not knowing the rules of Tajweed correctly and so fearing that we will make mistakes and partly from not understanding the meaning of what we are reciting. So let us work hard to remove these two obstacles by learning Tajweed and working towards learning Arabic.

Helpful Tips towards learning Tajweed

* You must find a Qur'an teacher who has studied Tajweed to listen to your recitation and correct you. Tajweed cannot merely be learnt from books, because the movements of your mouth as well as the sounds are important and only a teacher can correct you and make sure you are applying the rules correctly. Qur'an recitation is a science which was passed down generation by generation through teachers not just books, with a direct line to the Prophet pbuh.

* Follow this book containing the rules of Tajweed and learn each rule little by little, applying it as you go along with the help of your teacher. Following the charts will make it even better to understand and remember the rules InshaaAllah.

* Listen to Qur'an tapes of reciters who recite very clearly (you can find that also at www.reciter.org), at a medium or slow speed and notice them applying the different rules of Tajweed. Repeat after them while trying to apply the rules you've learnt. Try to copy their tone and melody as well and see how it changes as the meaning of what they're reciting changes.

* Apply the rules you learn to the Surahs you have already memorized and don't save any effort about reciting correctly. You might have to revise the surahs by looking back at them.

* Practice and repetition will make perfect InshaaAllah: As Ibn al-Jazaree says in his poem about acquiring Tajweed: 'And there is no obstacle between it (learning Tajweed) and leaving it, Except that a person must exercise his mouth with it!'

May Allah help us all to give His Book its right when we recite it and make reciting it more beloved to our tongues than anything else. Aameen.

Maha M. Rashed

Tajweed

The *linguistic* meaning المعنى اللغوى of Tajweed is التحسين (to beautify something).

The *technical* meaning المعنى الاصطلاحي of Tajweed is إعطاء كل حرف حقه (to give every letter its right with its description and its origination) ومستحقه

Benefits of learning Tajweed

The benefits of learning Tajweed are many as reflected in some of the following Ahadeeth:

- **The reciters of the Qur'an will be in the company of the noble and obedient angels**
'Aa'ishah, may Allah be pleased with her, relates that the Prophet (SAW) said: "Verily the one who recites the Qur'an beautifully, smoothly, and precisely, he will be in the company of the noble and obedient angels. And as for the one who recites with difficulty, stammering or stumbling through its verses, then he will have TWICE that reward." [Al-Bukhari and Muslim]
- **You will be from the best of people**
'Uthmaan, may Allah be pleased with him, said that the Prophet (SAW) said: "The best of you are the ones who learn the Qur'an and teach it to others" [Al-Bukhari]
- **There are ten rewards for each letter you recite from the Quran**
"Whoever reads a letter from the Book of Allah, he will have a reward. And that reward will be multiplied by ten. I am not saying that "Alif, Laam, Meem" is a letter, rather I am saying that "Alif" is a letter, "laam" is a letter and "meem" is a letter." [Tirmidhi states this is saheeh]
- **The Qur'an will lead you to Paradise!**
The Qur'an is an intercessor, something given permission to intercede, and it is rightfully believed in. Whoever puts it in front of him, it will lead him to Paradise; whoever puts it behind him, it will steer him to the Hellfire." [An authentic hadith found in At-Tabaraanee, on the authority of 'Abdullaah ibn Mas'ood]

Rules of Noon and Meem Mushaddad

أحكام النون والميم المشددين

- **The way of pronouncing:**

If a Meem or Noon is Mushaddad (that is, it has a shaddah sign on it), the reader must do Ghunnah (or Nasal sound) of 2 (beats) on it.

Note: if the reader stops on a word ending with Noon or Meem Mushaddad, the Ghunnah for the Meem or Noon Mushaddad still have to be applied.

- **Examples:-**

بِجَهَنَّمَ	بِالْناصِيَةِ	النَّاسِ	لَتَرُونَ	أَنَّ
إِنَّا	فَأُمُّهُرُ	فَأَمَّا	وَأَمَّا	عَمَّ

Al –Qalqalah

القلقلة

- **The meaning of Qalqalah:**

Means vibration, it is the vibration of sound at the end of the pronunciation of a letter.

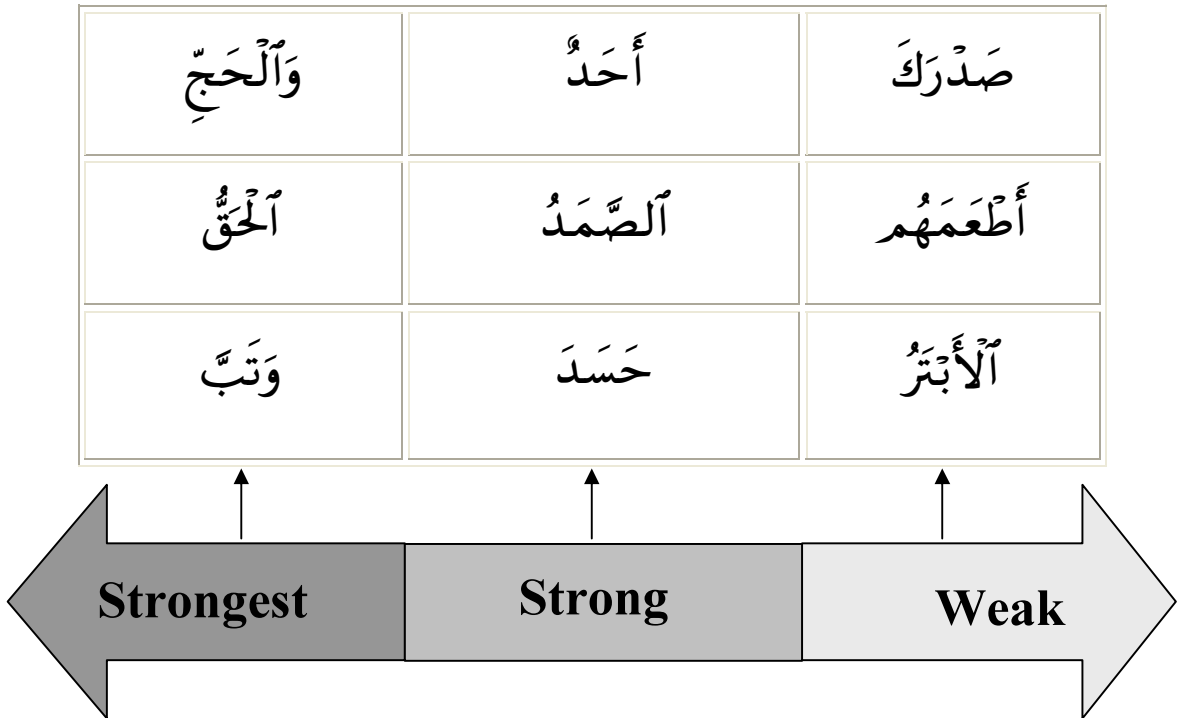
It can be stated as a state between a Saakin (letter with Sukoon sign on it) and Mutaharrik (letter with Movement)

Note: Qalqalah is only pronounced when the letter is Saakin (either the letter has the Sukoon sign or is assigned a sukoon because of stopping).

- **Letters of Qalqalah:**

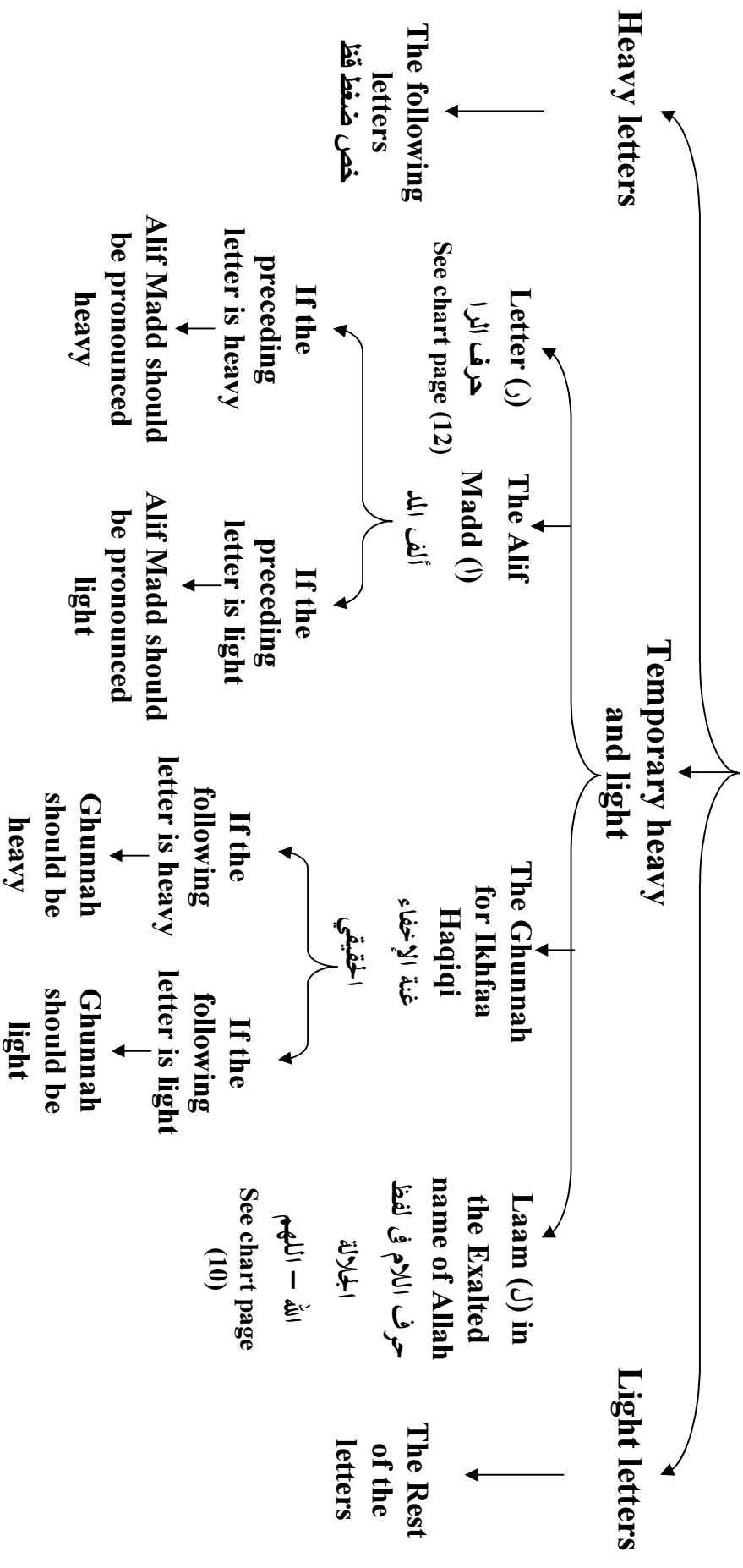
They are collected in the words [قطب جد] OR [ق ط ب ج د]

- **Examples:**



The Heavy and light Letters حروف التثخين والترقيق

Types of Arabic letters
considering their heaviness
and lightness



1. Heavy letters الحروف المفخمة:-

They are collected in the phrase

[ظ ق ط غ ض ص خ] OR [خص ضغطظ]

• The way of pronouncing a Heavy Letter:-

The heavy letters have the quality of Isti'laa² “rising high”. Because while pronouncing them, a part of the tongue (mostly the back part) rises up to the roof makes the letter sound heavy.

2. Light letters الحروف المرققة :-

All the letters other than the heavy letters and the temporary heavy and light letters.

• The way of pronouncing Light Letters:

The Light Letters have the quality of Istifaaal³ “falling down”, by lowering the tongue when pronouncing the light letter.

3. Alif Madd ألف المد

The quality of Alif Madd being heavy or light depends on the letter preceding Alif Madd. If the letter before Alif Madd was light, so Alif Madd should accordingly take a light sound. And if the letter before Alif Madd was heavy, so Alif Madd should accordingly take a heavy sound.

4. The Ghunnah for Ikhfaa Haqiqi

See page 23 from Rules of Noon Saakinah and Tanween.

² See page 40 for more details about Isti'laa

³ See page 40 for more details about Istifaaal

5. Rules for The Laam of The Exalted Name of Allah اللام في لفظ الجلالة

This is one of the temporary Qualities

- a) If there is a Fatha or a Dhamma before the word of Allah or Allahum, then laam in Allah will be heavy.

Example:

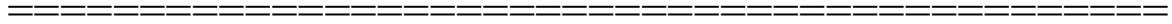
قَالُوا اَللّٰهُمَّ	سُبْحٰنَكَ اَللّٰهُمَّ	يَشَاءُ اَللّٰهُ	وَ اَللّٰهُ
---------------------	------------------------	------------------	-------------

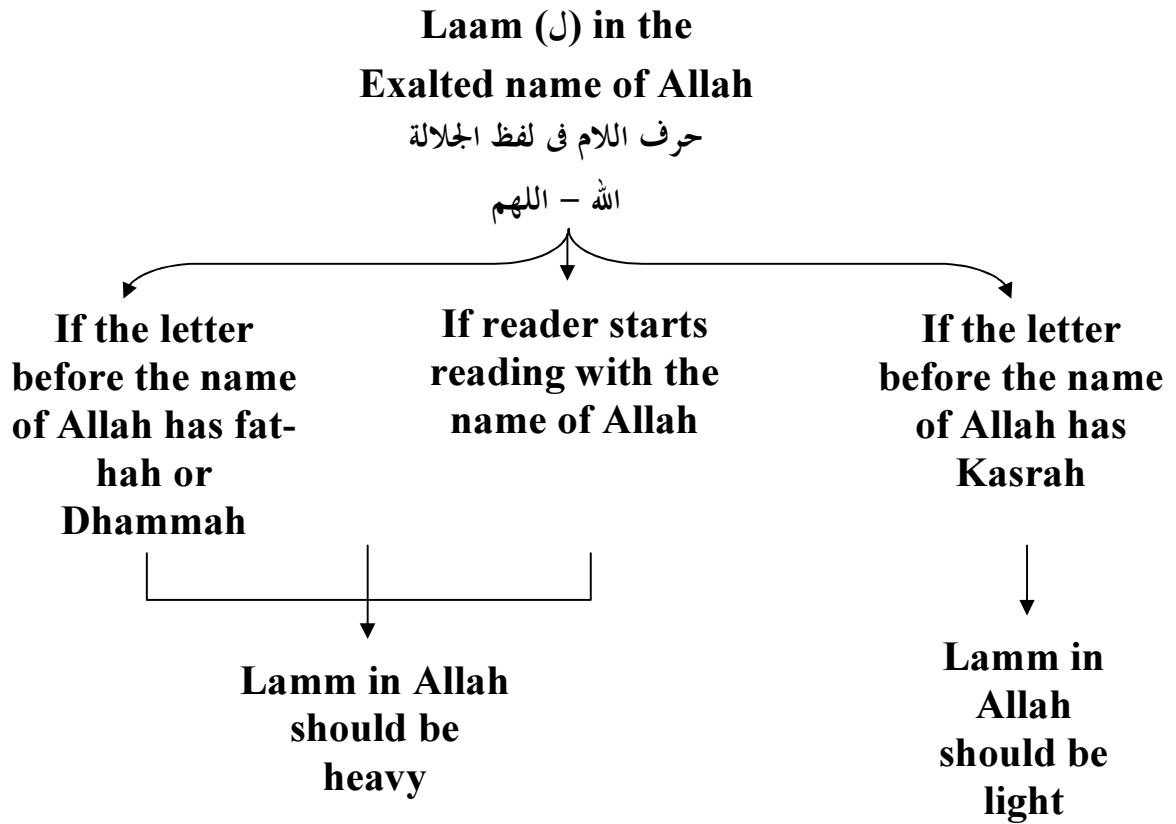
- b) If there is a kasrah before the word Allah, then the Laam in Allah or Allahum will be light

Example:

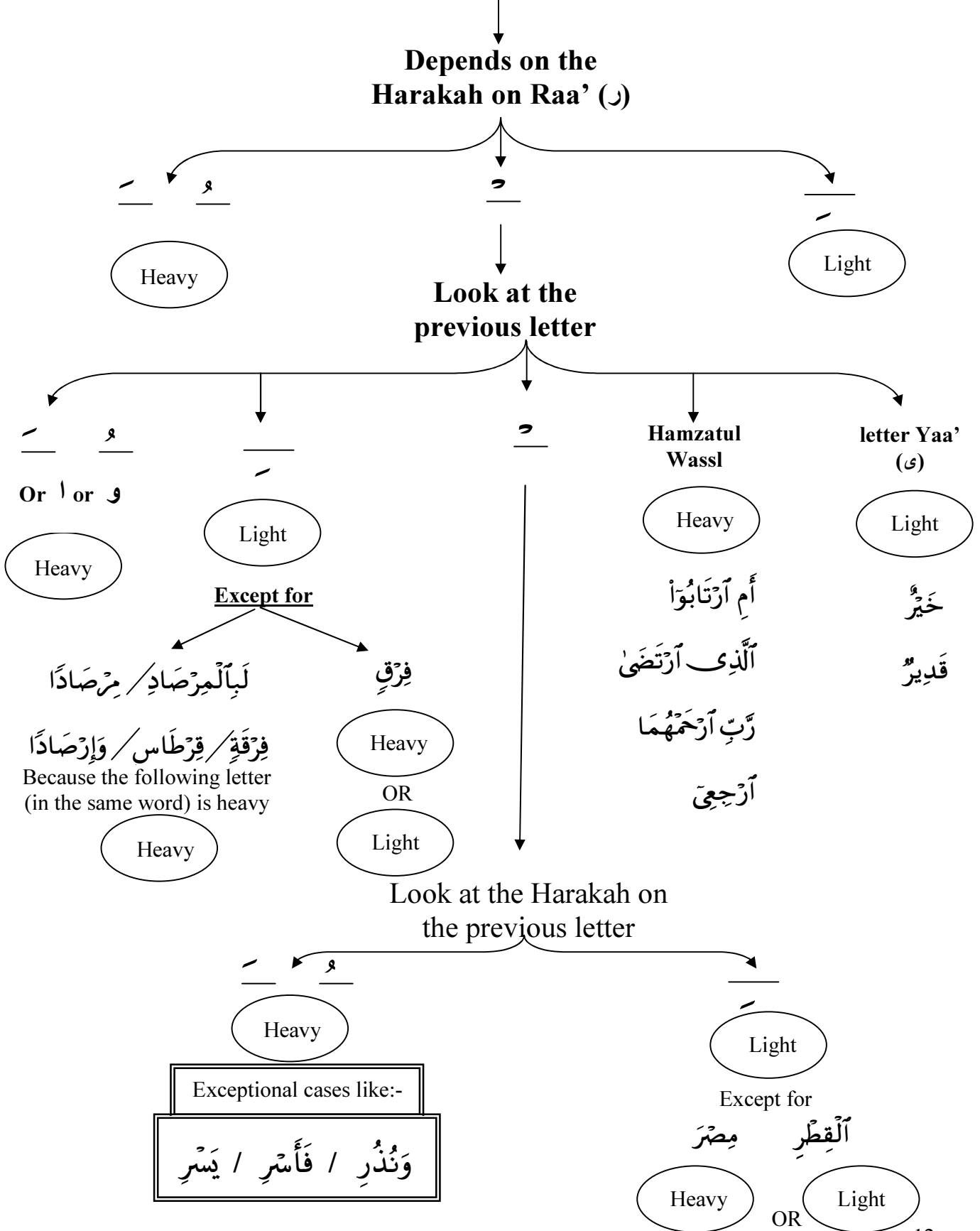
قُلِ اَللّٰهُمَّ	دِيْنِ اَللّٰهِ	بِاللّٰهِ	بِاللّٰهِ
------------------	-----------------	-----------	-----------

- c) If the reader starts reading with the name of Allah, then Laam in Allah or Allahom will be heavy.





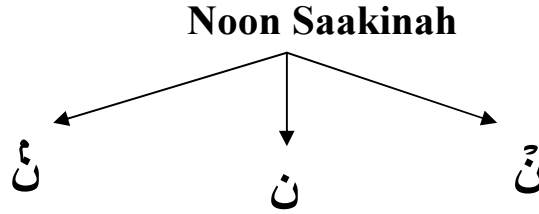
4. Ruling of Raa' (ر) being HEAVY (مفخمة) or LIGHT (مرفقة)



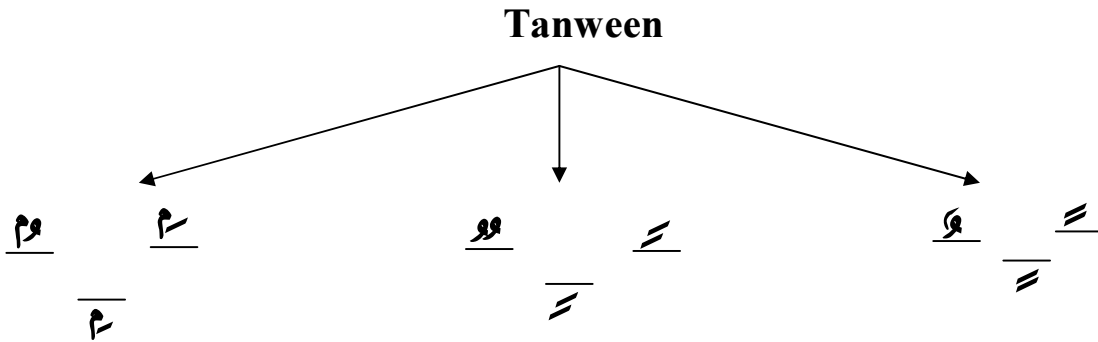
The Rules of Noon Sakin and Tanween

أحكام النون الساكنة والتنوين

- **Noon Saakinah**: is a Noon with no Harakah or with a Sukoon sign on it.



- **Tanween**:- Is actually a noon Saakinah which comes at the end of the nouns. It is pronounced but not written as Noon Saakinah.



Note: - Tanween only occurs at the end of nouns (except for two verbs) whereas Noon Saakinah may occur anywhere in a word (in the middle or at the End).

Rules of Noon Saakinah and Tanween⁴

- Izhar Halqi إظهار حلقى
- Idgham إدغام
- Iqlaab إقلاب
- Ikhfaa' Haqiqi إخفاء حقيقي

⁴ Please refer to the chart page 20 to be able to find the rule and apply it while reciting Quran

First: Izhaar Halqi إظهار حلقى

- **Izhaar means** “clear”
- **Izhaar Letters:** the throat letters خ غ ح ع هـ ء
- **The way of pronunciation :-**

If a Noon Saakin or a Tanween is followed by any of the six throat letters, The Noon Saakin or the Tanween is pronounced clearly from its respective origination without Ghunnah.

- **Examples on Noon Saakin** نْ

لِمَنْ خَشِيَ	عَنْهُمْ	مِنْ أَهْلِ
مِنْ أَيِّ	أَنْعَمْتَ	يَنْهَى

- **Examples on Tanween** وُ = =
=

سَلَّمَ هِيَ	عَبْدًا إِذَا	يَوْمَئِذٍ عَلَيْهَا
كَذِبَةٍ خَاطِئَةٍ	طَعَامٍ إِلَّا	يَوْمَئِذٍ خَشِيعَةٌ

Note:- If the Tanween is followed by Hamzatul wassl (همزة الوصل), the reader is supposed to pronounce the noon in the Tanween like Noon with Kasrah.

Example:

يَوْمَئِذٍ أَلَسْتَقْرُ

Second: Iqlaab إقلاب

- **Iqlaab means:** - “to turn over”
- **Iqlaab letters:-** “ب”
- **The way of pronunciation:-**

If a Noon Saakin or Tanween is followed by “ب”, it is converted into a hidden Meen with separating between lips. And the reader should make Ghunnah for 2 beats

- **Examples on Noon Saakin**



- **Examples on Tanween**



Third: Idgham إدغام

- **Idgham means:** -
“To mix” or to “put one thing into another”. It is the mixing or entering of a Saakin letter into a Mutaharrik letter following it, so that they became a single Mushaddad letter.

- **Idgham Letters:-**

There are six letters of Idgham which are collected in the word “يرملون”

Note: the Noon Saakin or the Tanween and the Idgham letter have to be in two different words, otherwise the reader is not Supposed to do Idgham. In this case it will be Izhaar Motlaq (إظهار مطلق) and this case can be found only in 4 words in Quran

صِنَوَانٌ قِنَوَانٌ بُنَيْنٌ أَلْدُنْيَا

- **Types of Idgham**

1- Idgham with Ghunnah

- The Letters for the Idgham with Ghunnah: - "و" "م" "ن" "ي" OR "ينمو"

If the Noon Saakin or the Tanween is followed by any of these four letters, the reader should make Idgham with Ghunnah for 2 beats.

- The way of pronunciation:-

Skip the Noon or Tanween and Pronounce Ghunna **with** the following letter for 2 beats

- Examples on Noon Saakin

مِنْ وَرَائِهِمْ	مِّنْ مَّسَدٍ	فَمَنْ يَعْمَلْ	فَلَنْ نَّزِيدَكُمْ
------------------	---------------	-----------------	---------------------

- Examples on Tanween

يَوْمَئِذٍ نَّاعِمَةٌ	قُلُوبٌ يَوْمَئِذٍ	جَزَاءً مِّن	بَرْدًا وَلَا
-----------------------	--------------------	--------------	---------------

2- Idghaam without Ghunnah

- The Letters for the Idghaam without Ghunnah: - "ل" "ر"

If the Noon Saakin or the Tanween is followed by any of these two letters, there is no Ghunnah while making the Idghaam.

- The way of pronunciation:-

Skip the Noon or Tanween and Pronounce ل or ر without Ghunna

- Examples on Noon Saakin

لَيْنَ لَمَّ	عَنْ رَّيِّمٍ
--------------	---------------

- Examples on Tanween

لَرَّءُفٌ رَّحِيمٌ	ذِكْرٌ لِلْعَالَمِينَ
--------------------	-----------------------

Fourth: Ikhfaa Haqiqi إخفاء حقيقي

- **Ikhfaa maens:**

“To hide”, It is the pronunciation Of Noon Saakina or Tanween In a way so that the sound is between Idghaam and Izhaar.

- **Letters of Ikhfaa:-**

Any letter other than the lettes of Izhaar, Iqlaab or Idghaam letters.

- **The way of pronunciation:-**

If any letter other than the letters of Izhaar, Iqlaab or Idghaam letters follows the Noon Saakin or Tanween, the Reader should hide the Noon Saakin or Tanween. The reader is also required to make Ghunnah for two beats.

- **The Ghunnah for the Ikhfaa:-**

- 1- Heavy Ghunnah
- 2- Light Ghunnah

First: The Heavy Ghunnah غنة مفخمة

If the Noon Saakina or the Tanween is followed by one of the heavy letters (خ ص ض غ ط ق ظ), the Sound of Ghunnah should also be heavy: -

- **Examples on Noon Saakin**



- **Examples on Tanween**



غنة مرفقة Second: The Light Ghunnah

If the Noon Saakin or the Tanween is followed by a light letter, the sound of Ghunnah should be light.

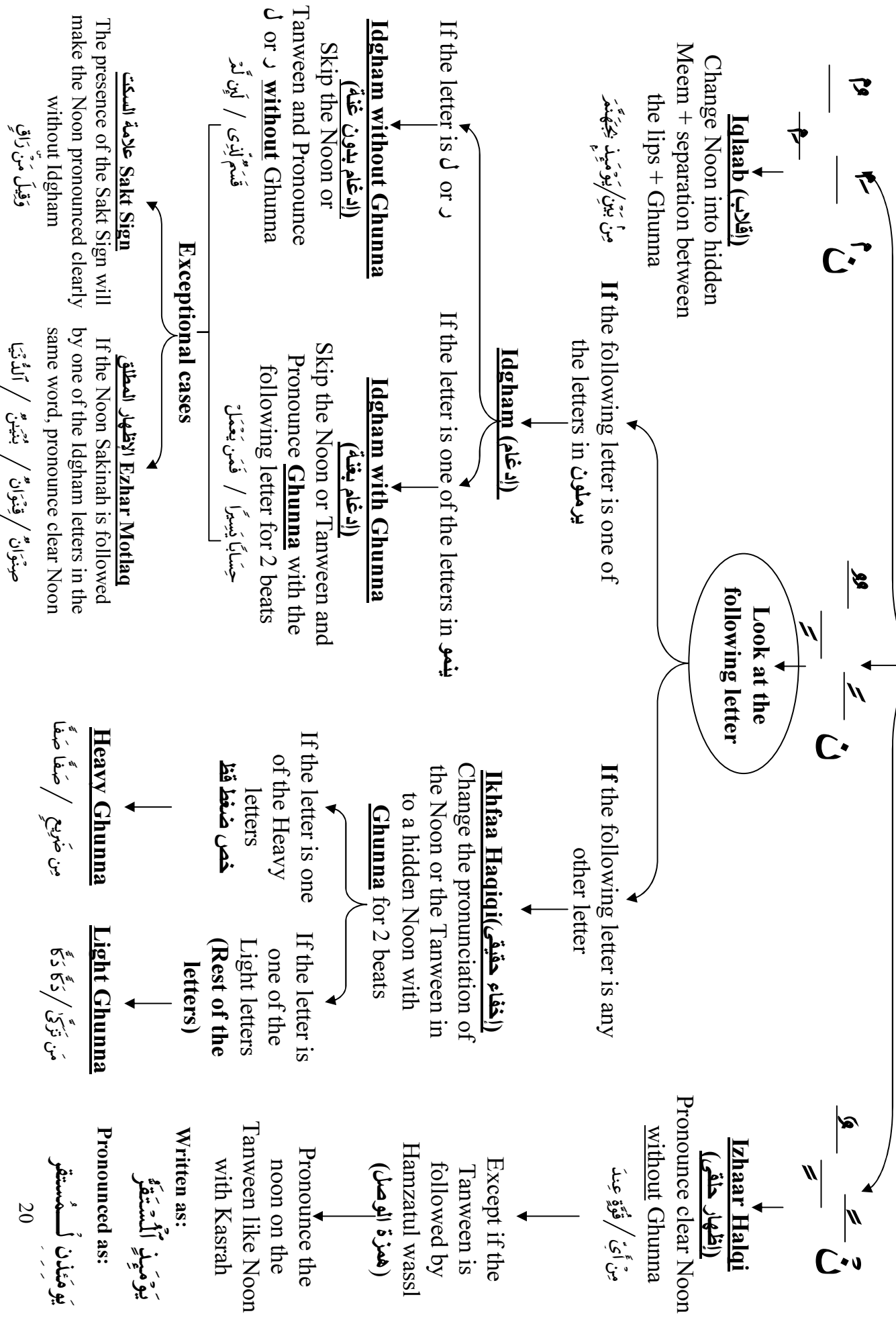
- **Examples on Noon Saakin**

أَنْذَرْنَاكُمْ	فَمَنْ شَاءَ
-----------------	--------------

- **Examples on Tanween**

يَوْمَئِذٍ شَأْنٌ	وَكَأْسًا دِهَاقًا
-------------------	--------------------

Chart for Rules of Noon sakinah and Tanween



How to pronounce each rule

Izhaar Halqi

- For Noon Saakin

نْ → ن

Pronounced
As

من أهل ←

Written
As

مِنْ أَهْلٍ

- For Tanween

نْ → ن + نْ

نَارٌ حَامِيَةٌ ← نارُنْ حَامِيَةٌ

نْ → نْ + نْ

عَبْدًا إِذَا ← عَدْنُ إِذَا

نْ → نْ + نْ

كَذِبَةٍ خَاطِئَةٍ ← كَاذِبَتُنْ خَاطِئَةٍ

Idgham with Ghunna

- For Noon Saakin

1. Skip the نْ
2. Put imaginary (نْ) on the next letter + nasal sound with the next letter (2 beats).

Pronounced
As

فَمِيعَمَل ←

Written
As

فَمَنْ يَعْمَلْ

مَنْعَمَةٌ ←

مِنْ نَعْمَةٍ

مَسَد ←

مِنْ مَسَدٍ

مَوْرَأْتِهِمْ ←

مِنْ وَرَائِهِمْ

- For Tanween

1. Change

نْ → نْ

وَجُوهٌ يَوْمَئِذٍ ← وَجُوهٌ يَوْمَئِذٍ

نْ → نْ

نَارٌ مُؤَصَّدَةٌ ← نَارٌ مُؤَصَّدَةٌ

نْ → نْ

خَيْرٌ وَأَبْقَى ← خَيْرٌ وَأَبْقَى

نْ → نْ

خَيْرًا يَرَهُ ← خَيْرًا يَرَهُ

2. Put (نْ) on the next letter + nasal sound with the next letter (2 beats).

وَوَالِدٍ وَمَا ←

وَوَالِدٍ وَمَا

Idgham without Ghunna

- For Noon Saakin

Skip the ن

Pronounced

Written

As

As

أَلَّن

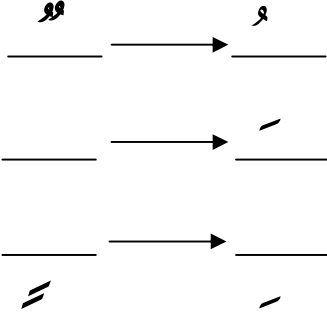
أَنْ لَّن

أَرَّاهُ

أَنْ رَّاهُ

- For Tanween

Change



خَيْرُكَ

خَيْرُكَ

عَيْشَةٌ رَّاضِيَةٌ

عَيْشَةٌ رَّاضِيَةٌ

فِيَوْمِنَا

فِيَوْمِنَا

Ikhfaa Haqiqi

- For Noon Saakin

Change ن → hidden ن with nasal sound (2 beats)

Pronounced As

Written As

Light Ghunnah

مِنْشَرٍ

مِنْ شَرٍ

يُنْفَخُ

يُنْفَخُ

Heavy Ghunnah

فَلْيَنْظُرْ


فَلْيَنْظُرْ

عَنْطَبِقُ

عَنْ طَبِقُ

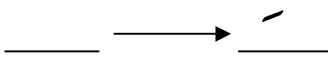
- For Tanween

Change



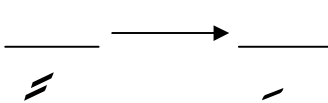
+ hidden ن with nasal sound (2 beats)

Change



+ hidden ن with nasal sound (2 beats)

Change



+ hidden ن with nasal sound (2 beats)

Light Ghunnah	{	إِطْعَامُنْفِي ←	إِطْعَمُ فِي
		يَتِيمَانَذَا ←	يَتِيمًا ذَا
Heavy Ghunnah	{	صَفَانَصْفَا ←	صَفَا صَفَا

Iqlaab

- For Noon Saakin

Change ن → hidden م with nasal sound (2 beats)

**Pronounced
As**

**Written
As**

مَمِين ←

مِنْ بَيْنِ

فَأْمَبِتْنَا ←

فَأَنْبَتْنَا

- For Tanween

Change م → م + hidden م with nasal sound (2 beats)

Change م → م + hidden م with nasal sound (2 beats)

Change م → م + hidden م with nasal sound (2 beats)

**Pronounced
As**

**Written
As**

كِرَامِمَبْرَرَة ←

كِرَامِ بَرَرَةٍ

مِحِيطُ مَبِل ←

مُحِيطٌ بَلْ

The Rules of Meem Saakinah

أحكام الميم الساكنة

- **Meem Saakin:** -

Is a Meem with no Harakah (م) or a Meem with a Sukoon sign (مْ)

- **Rules of Meem Saakin⁵:** -

1- Ikhfaa Shafawi إخفاء شفوي

2- Idgham Mutamathelyne Sagheer إدغام متماثلين صغير

3- Izhaar Shafawi إظهار شفوي

First: Ikhfaa Shafawi إخفاء شفوي

- **Ikhfaa means:-** “hide”, So it is the hiding of the origination of Meem by not letting the two lips come in complete contact.

- **Letters of Ikhfaa Shafawi** إخفاء شفوي

“ب”

- **The way of pronunciation:-**

If the Meem Sakin is followed by a “ب”, the Meem is pronounced in a way that the two lips do not come in complete contact. A ghunnah with two beats is also done in this case

- **Examples:-**

رَبُّهُمْ بِذُنُوبِهِمْ	يَعْلَمُ بِأَنَّ	فَبَشِّرْهُمْ بِعَذَابٍ
-------------------------	------------------	-------------------------

⁵ Please refer to the chart page 31 to be able to find the rule and apply it while reciting Quran

Second :Idghaam Mutamathelyne Sagheer إدغام متماثلين صغير

Idgham means: -

“to mix” or to put on thing into another. It is the mixing or entering of a saakin letter “م” into a Mutaharrik letter “م” following it.

- **Letters of Idghaam Mutamathelyne Sagheer** إدغام متماثلين صغير “م”
- **The way of pronunciation:-**

If a Meem Saakin is followed by a “م”, the second Meem is pronounced with Ghunnah with two beats.

- **Examples:-**

وَأَمْنَهُمْ مِّنْ	وَرَأَيْهِمْ مُّحِيطٌ	أَنْتُمْ مَّبْعُوثُونَ
--------------------	-----------------------	------------------------

Third: Izhaar Shafawi (6) إظهار شفوي

- **Izhaar Shafawi means: -** “clear” or clear Meem
- **Letters of Izhaar Shafawi:-** All the Letters other than “ب”, “م”
- **The way of pronunciation:-**

If the Meem Saakinah is followed by any letter other than “ب”, “م”, it has to be pronounced clearly by making a complete contact of the two lips.

- **Examples:-**

صَلَاتِهِمْ سَاهُونَ	هُمْ عَنِ	هُمْ يُرَاءُونَ	أَلَمْ تَجْعَلْ
----------------------	-----------	-----------------	-----------------

⁶ When the Meem is followed by (و) or (ف), the Izhaar should be stronger and it is called “Izhaar Shafawi Ashadd”

Rules of Meem Saakinah

Look at the following letter

ب

If the following letter is

ب

Ikhfaa Shafawi
(إخفاء شفوي)

Pronounce hidden Meem + separation between the lips + Ghunna

عليهم به صيطر

م

If the following letter is

م

Idghaam

Mutamathilayne Sagheer
(إدغام متماثلين صغير)

Pronounce the second Meem + Ghunna

أبوم مبعوثون

م

Izhaar Shafawi (إظهار شفوي)

Pronounce clear Meem without Ghunna

هرفيه

Al-Madd

المَد

- **Al-Madd means:** Long.
Conventionally, it may be defined as to make the Madd letters long under some conditions.

The way of pronunciation

Al-Madd can be prolonged from two to six beats depending upon its kind.

Letters to have Madd

Leen letters

1. Yaa “ى” Saakin preceded by a letter with a Fathah

Example: قُرَيْشٌ

2. Waaoo “و” Saakin preceded by a letter with a Fathah

Example: خَوْفٌ

Huroof Maddiyyah

1. Alif saakinah “ا” preceded by a Fathah

Example: بَحْرَةٌ

2. Waaoo Saakinah “و” preceded by a Dhammah

Example: جُوعٌ

3. Yaa Saakin “ى” preceded by a Kasrah

Example: دِينُكُمْ

Types of Madd: -

- Madd Tabee'ee مد طبيعي
- Madd Al-Badal مد البدل
- Madd Ewadh مد العوض
- Madd Aaridh Li-Ssukoon مد عارض للسكون
- Madd Al-Leen مد اللين
- Madd Waajib Muttasil مد واجب متصل
- Madd Jaa'ez Munfasil مد جائز منفصل
- Madd Laazim مد لازم

Madd Tabee'ee

المد الطبيعي

Madd Tabee'ee means the natural Madd. The natural Madd is simply one of the Madd letters ا or و or ى (Huroof maddeya حروف مدية) not followed by a Hamzah (ء) or a Saakin letter.

The natural Madd is prolonged two beats.

Example:-

بِحِجَارَةٍ	تَرْمِيهِمْ	مَأْكُولٍ
-------------	-------------	-----------

Madd Al-Badal

مد البدل

Madd Al-Badal can simply be defined as (every Hamza preceding a Madd letter).

Madd Al-Badal, if not followed by a Saakin letter or Hamzah, is prolonged only 2 beats.

Example:-

الْأَيَّةَ	رَاءَهُ	بِعَايَتِنَا
------------	---------	--------------

Madd ‘Ewadh

مد العوض

‘Ewadh means: compensation. Madd ‘Ewadh is the replacement of a Tanween Fathah present at the end of a word while sopping at it, with an Alif Madd ⁽⁷⁾.

Madd ‘Ewadh is prolonged two beats.

Example:-

صَفَاءً	أَمْرًا	سَبْحًا	مَاءً	تُرَابًا
---------	---------	---------	-------	----------

⁷ Except for Taa Marbuta “ة”. The Reader should stop on Taa Marbuta and pronounce it like Haa” هـ ” with Sukoon

Madd ‘Aridh Li-Ssukoon

مد عارض للسكون

Madd Aridh Li-Ssukoon means “temporary Madd for stopping”.
If a Madd Tabee’ee is followed by a letter at the end of a word, which has been made Saakin temporarily because the reader has to stop at the word, the reader should prolong the Madd Tabee’ee to be Madd Aridh Li-Ssukoon.
Madd Aridh Li-Ssukoon can be prolonged 2,4 or 6 beats.

For the sake of simplicity, we will prolong it 4 beats..

Note: This Madd only exists if the reader stops on that word. If the reader does not stop on it, it should be considered as a Madd Tabee’ee (2 beats).

Examples:-

يَتَسَاءَلُونَ	الرَّحْمَنُ	الْعَظِيمِ	أَخِيهِ	سَجِيلٍ
----------------	-------------	------------	---------	---------

Madd Al-leen

مد اللين

Leen means “easy”.

The Leen letters:- A Waaoo (و) or Yaa’ (ي) Saakin preceded by a letter with a Fathah.

When should we do this Madd?

If one of the Leen letters is followed by a letter at the end of a word, which has been Saakin due to stop⁽⁸⁾, the reader should prolong the Leen letter. The reader can choose to prolong it 2,4 or 6 beats.

Example:-

وَالصَّيْفِ	الْبَيْتِ	خَوْفٍ
-------------	-----------	--------

⁸ If the reader will not stop, no Madd is applied.

Madd Waajib Muttasil

مد واجب متصل

Waajib means “Mandatory” and the Muttasil means “Joined”.

If a Madd letter [ا or و or ي] is followed by a Hamzah (ء), which is present in the same word, the reader should prolong it 4-5 beats.

Example:-

السَّمَاءِ	السَّمَاءِ	شَاءَ	أُولَئِكَ	وَجَاءَ
------------	------------	-------	-----------	---------

Madd Jaa'ez Munfasil

مد جائز منفصل

Jaa'ez Means “permitted”. **Munfasil means** “Seperated”.

If a Madd Letter [ا or و or ي] present at the end of a word is followed by a Hamzah (ء) which is present in the beginning of the next word, the reader is supposed to prolong the Madd letter 4-5 beats which is Madd Jaa'ez Munfasil⁹.

Examples:-

يَلْبَثُوا إِلَّا	الَّذِي أَطْعَمَهُمْ	الَّذِي أَنْقَضَ	إِنَّا أَنْزَلْنَاهُ
-------------------	----------------------	------------------	----------------------

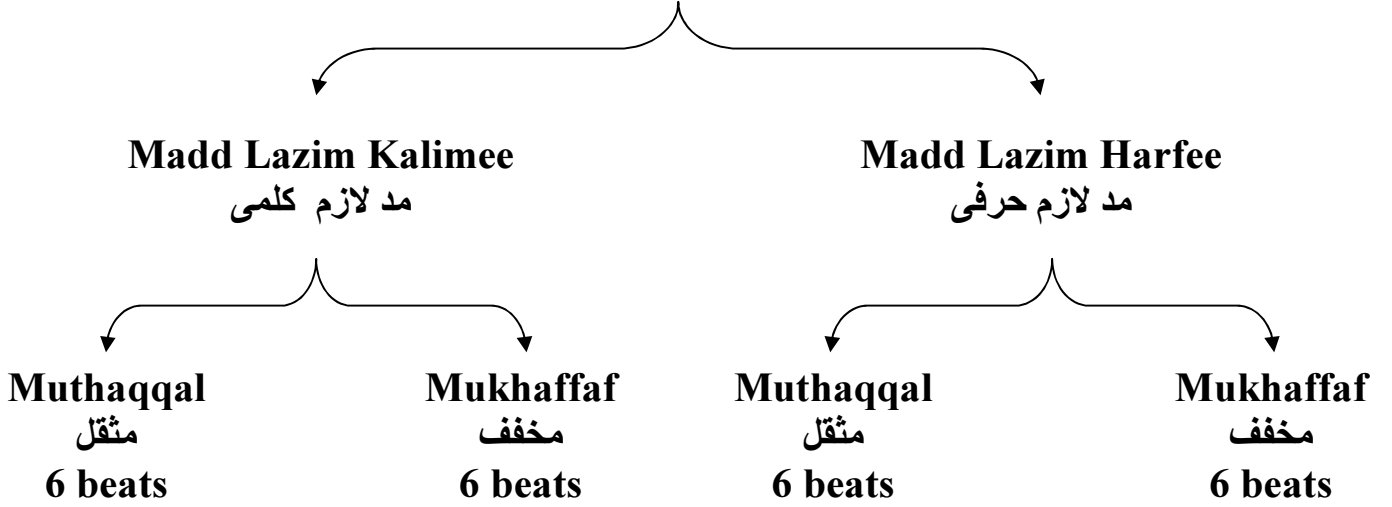
⁹ If the reader stops on a word that ends with Madd sign like الَّذِي, the Madd will be considered as Madd Tabee'ee (2 beats)

Madd Laazim

مد لازم

Types of Madd Laazim.

أنواع المد اللازم



1- Madd Lazim Kalimee Muthaqqal مثقل كلمي مد لازم كلمي :-

If a Madd Letter is followed by a Mushaddad letter, the reader is required to prolong the Madd letter.

It must be prolonged for 6 beats.

Example:-

ضَالًا	الطَّامَةُ	الصَّاحَةُ
--------	------------	------------

2- Madd Laazim Kalimee Mukhaffaf مد لازم كلمي مخفف :-

If a Madd letter is followed by a Saakin letter, which is present in the same word, the reader is required to prolong the Madd letter.

It Must also be prolonged no less than 6 beats.

Examples:- this is the only case in the Quran



3- Madd Laazim Harfee Muthaqqal مد لازم حرفي مثقل :-

If a Madd letter is followed by a Mushaddad letter, the reader is required to prolong the Madd letter.

This Madd must be prolonged for 6 beats.

Examples:-

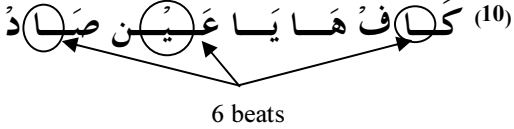
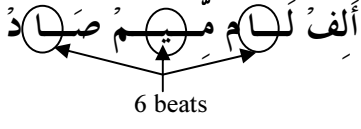
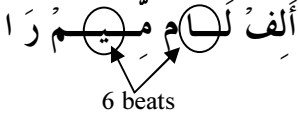
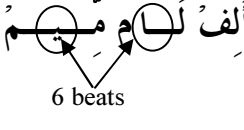
Pronounced as	Written as
<p>أَلِفٌ لَّامٌ مِّيمٌ صَادٌ</p> <p>6 beats</p>	الْمَصَّ
<p>أَلِفٌ لَّامٌ مِّيمٌ رَا</p> <p>6 beats</p>	الْمَرَّ
<p>أَلِفٌ لَّامٌ مِّيمٌ مِّيمٌ</p> <p>6 beats</p>	الْمَّ

4- Madd Laazim Harfee Mukhaffaf محفف مد لازم حرفي مخفف :-

If a Madd letter is followed by a Saakin letter, both of them being present in the same letter, the reader is required to prolong the Madd letter.

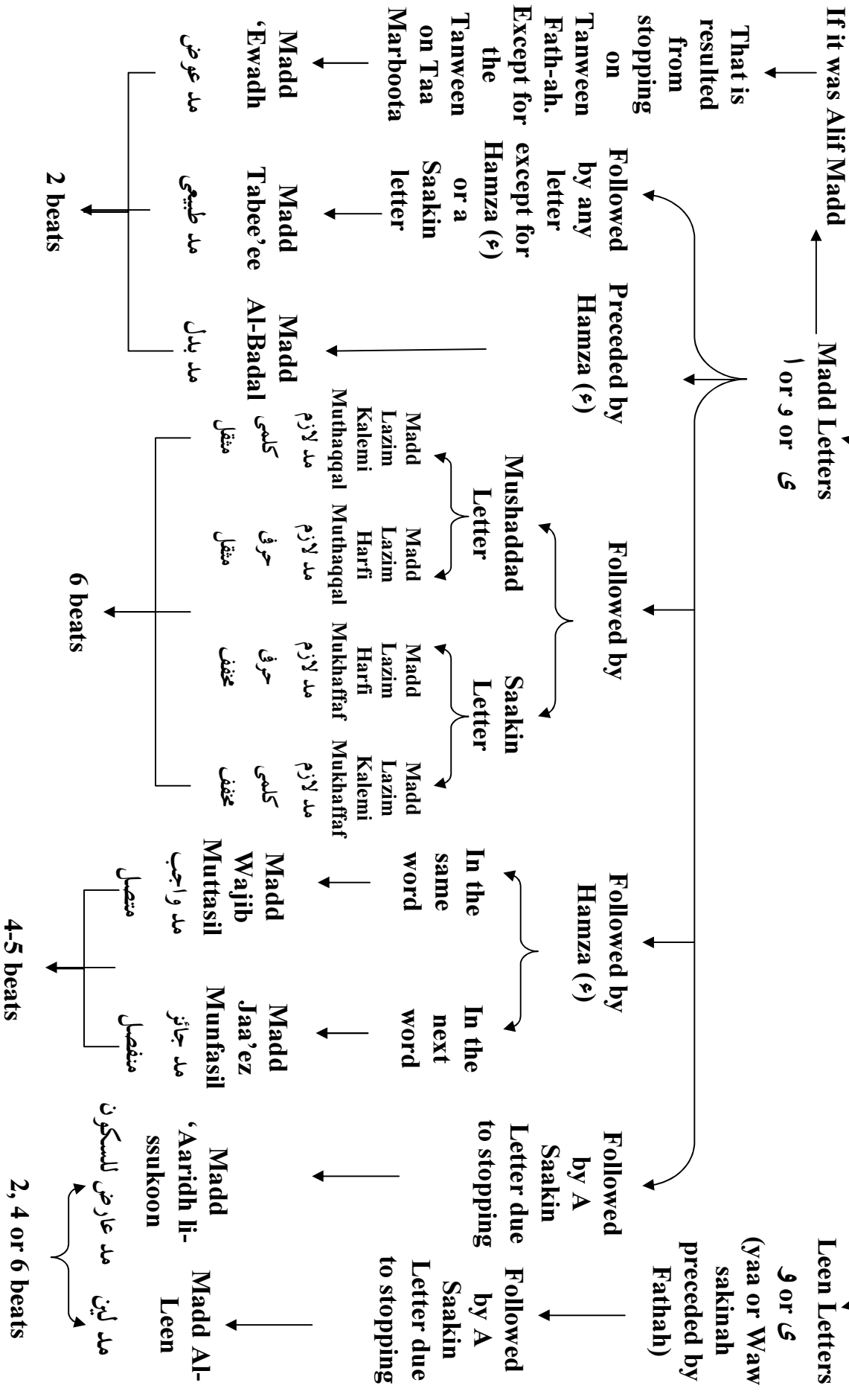
This Madd must be prolonged 6 beats.

Examples:-

Pronounced as	Written as
<p>(10) كَافٌ هَايَا عَيْنٌ صَادٌ</p>  <p>6 beats</p>	<p>كَهَيْعَصَ</p>
<p>أَلِفٌ لَامٌ مَّيْمٌ صَادٌ</p>  <p>6 beats</p>	<p>الْمَصَّ</p>
<p>أَلِفٌ لَامٌ مَّيْمٌ رَا</p>  <p>6 beats</p>	<p>الرَّ</p>
<p>أَلِفٌ لَامٌ مَّيْمٌ</p>  <p>6 beats</p>	<p>الْمَ</p>

¹⁰ The Madd in the letters (ح ي ط هـ ر) is Madd tabe'ee that has only 2 beats

The Madd is required by the presence of



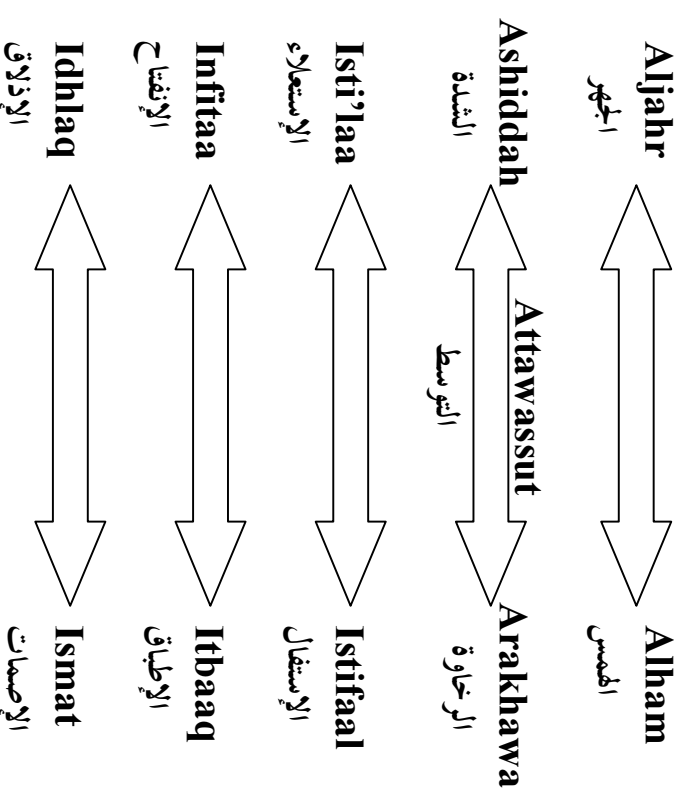
The Qualities of the letters

صفات الحروف

Permanent Qualities
Without Opposites
الصفات اللازمة غير المتضادة

1. Qalqalah – القلقلة
2. As-Safeer – الصغير
3. Al-Leen – اللين
4. Al-Inhiraf – الانحراف
5. At-Takreer – التكرير
6. At-Tafasshy – التفشى
7. Istitaalah – الاستطالة

The Permanent Qualities with
Opposites
الصفات اللازمة المتضادة



First: The Permanent Qualities With Opposites

الصفات اللازمة المتضادة

Types & Definitions

Hams الهمس

- **Literally** means concealment
- **Technically** means *the continuation of the breath when pronouncing the letter due to weakness in its origin, causing weakness in its reliance on its makhraj*
- The following letters have this quality:

فحثه شخص سكت

Jahr الجهر

- **Literally** means to be apparent
- **Technically** means *the discontinuation of the breath when pronouncing the letter due to strength in its origin, causing it to rely greatly on its makhraj*
- The rest of the letters have this quality

رَخَاوَةٌ Rakhwah

- **Literally** means softness
- **Technically** means the continuation of the sound while pronouncing the letter causing weakness in its reliance on its makhrāj.
- All letters other than the letters of shiddah and Tawassut have this quality.

التَّوَسُّطُ At-Tawassut

- **Literally** means moderation
- **Technically** it means **between strength and softness so that the sound is partially continued and partially discontinued when pronouncing the letter.**
- It is not a separate quality on its own but falls in between both shiddah and rakhawah.
- This quality is found in the following letters:

لن عسر

الشُّدَّةُ Shiddah

- **Literally** means strength
- **Technically** means the discontinuation of the sound while pronouncing the letter causing it to rely greatly on its makhrāj
- The following letters have this quality:
أ ج د ح ط ظ

Isti'laa – الإِستِلاء

- **Literally** means elevation.
- **Technically** means *the elevation of the back tongue towards the roof of the mouth when pronouncing a letter.*
- The letters that have this quality are:
خص ضغط قظ

Istifaal – الإِستفال

- **Literally** means lowering or dropping
- **Technically** means *keeping the tongue lowered from the roof of the mouth while pronouncing a letter.*
- All letters besides the letters of *Isti'laa* have the quality of *Istifaal*.

Itbaaq – الإِطباق

- **Literally** means adhesion
- **Technically** means *adhesion of the tongue to the roof of the mouth while pronouncing a letter.*
- The following letters contain this quality:
ص ض ط ظ
- Note: these letters also have *Isti'laa*.

Infitaah – الإِنْفِتاح

- **Literally** means separation
- **Technically** means *keeping the tongue separated from the roof of the mouth while pronouncing a letter.*
- All letters besides the letters of *Itbaaq* contain the quality of *Infitaah*.

Idhlaq – الإِذْلاق

- **Literally** means fluency, purity in speech
- **Technically** means *the articulation of the letters with utmost ease from the sides of the tongue or lips as if they are slipping away.*
- The following letters contain this quality:
فر من لب

Ismaat – الإِصْمَات

- **Literally** means desistance
- **Technically** means *the articulation of the letters with utmost strength and stability from their makhraj, without which the letter will not be articulated.*
- All other letters contain this quality.

Second: The Permanent Qualities

Without Opposites

الصفات اللازمة غير المتضادة

Types & definitions

1. Qalqalah القلقة

- *Literally* it means to echo
- *Technically*, it is *a permanent quality that creates an echoing sound or a slight vibration in the Makhraj.*

This quality is found in the following 5 letters:

(قطب جد) ق ط ب ج د

There are 3 levels of Qalqala as regards to the strength of its pronunciation.

- **Strongest:** when making waqf (stopping) on a mushaddad letter of Qalqala
- **Strong:** when making waqf on a sakin letter of qalqala
- **Weak:** when the sakin letter of qalqala is in the middle of a word

وَالْحَجِّ	أَحَدُ	صَدْرَكَ
أَلْحَقُّ	أَلصَّمَدُ	أَطْعَمَهُمْ
وَتَبَّ	حَسَدَ	الْأَبْتَرُ

2. As-Safeer – الصفير

- **Literally** means the whistle
- **Technically** it is *the natural occurrence of a whistle like sound emitted while pronouncing the letters.*
- The following letters contain this quality:

س ص ز

3. Al-Leen – اللين

- **Literally**, it means softness
- **Technically**, it means the *articulation of the letter from its makhraj with a natural ease and softness present in the letter.*
- The following letters have this quality:
 - Waw sakinah (و) with a fatha on the letter before it
 - Yaa sakinah (ي) with a fathah on the letter before it.

4. Al-Inhiraf – الانحراف

- **Literally** it means to deviate.
- **Technically** it is the *slight deviation of the tongue towards the makhraj of raa while pronouncing laam and towards laam while pronouncing raa.*
- This quality is found in only the following two letters:

ل ر

5. At-Takreer – التكرير

- **Literally** means repetition
- **Technically** means *the trilling of the tongue while pronouncing a letter that causes the letter to be pronounced more than once.*
- This is found only in

ر

Note: - Unlike other qualities, we must abstain from this quality while pronouncing this letter.

6. At-Tafasshy – التفشى

- **Literally** means to spread around
- **Technically**, it is *the spreading around of the sound of the letter in the mouth while pronouncing it.*
- This quality is found only in:

ش

7. Istitaalah – الاستطالة

- **Literally** means prolongation
- **Technically**, it is *the prolongation of the sound throughout its makhraj; from its beginning till the end (1.5 to 1.75 beat).*
- This is found only in the status of Sukoon or Shaddah for the letter:

ض

References

1. “القرآن الكريم”, *The Holy Quran* .
2. Abdulwahid Hamid “*Graded Steps in Quran Reading*”MELS-Muslim Education & literary services, Miami, FL. 2001.
3. Hassan Bin Salim, “القاعدة المكية”, <http://saaid.net/book/open.php?cat=2&book=98>, 1994
4. Haroon R. Baqai, “*let’s beautify our recitation*”- 3rd Edition, Faith Publication.

Reviewed by

Dalia Mady

This Book,

This book teaches how to recite Quran the way it was revealed for those who do know how to read Arabic text. It goes gradually from the simplest rules of Tajweed that can be applied on the short Surahs that most people know and recite during Salah. The teacher can teach the rules step by step and apply them on the way on each Surah starting from Surah Annas “سورة الناس” until the learners can get all the rules on the way while they are reading from Quran.

May Allah teach us that which benefits us and may He benefit us with what He taught us.

Maha M. Rashed

